

भारत सरकार/GOVERNMENT OF INDIA  
रेल मंत्रालय/MINISTRY OF RAILWAYS  
(रेलवे बोर्ड/RAILWAY BOARD)

\*\*\*\*\*

No.2015/TT-I/27/03



New Delhi, Dated: 29.07.2022

General Manager,  
All Indian Railways.

**JOINT PROCEDURE ORDER (JPO) FOR COLLECTING THE DETAILS OF  
UNCONNECTED WAGONS**

**Introduction and background:** As on 27<sup>th</sup> July 2022, it was reported that a total of 2,85,931 no of wagons have been offered for TXR examination and preparation of BPC in FOIS/FMM since the exercise for FOIS/FMM integration was initiated on 7<sup>th</sup> March, 2022. Considering this number as the presently active wagon master, it has been decided during a meeting in Board that an exercise be conducted to include those wagons which have not been offered for examination over a long time. This would include, inter-alia, sick wagons on roadside/sick lines/workshops, unconnected wagons lying in yards/sidings or other piecemeal wagons which have not been offered for examination over a long period of time. This procedure order is meant for a joint drive (operating/ C&W) to locate, identify and update the wagon particulars (including photograph) of such wagons through a specially designed mobile App with the intention of updating the active wagon master.

1. Every division will make multiple joint teams of Operating and C&W (including painting staff).
2. The C&W Staff will download an App from Google Play Store and register his user ID. A User Manual for this App is enclosed.
3. The teams will visit yards, workshops, sidings & road side stations or any other location where wagons which have not been offered for TXR exam over long time may be lying. The exercise is to be focused on piecemeal wagons and not block rakes (except cases like a due POH rake awaiting entry in shop for a long period and not offered for TXR).
4. The App user with his team member will enter following details in the App for a location:
  - Name
  - Designation
  - Mobile No.



- Station/Workshop Code
5. The staff can enter multiple wagons from a location.
  6. When the user enters a wagon number two situations may arise. Either the wagon is part of the active wagon master or it is not. In case it is a part of the active wagon master, the staff will have to do nothing further and simply move on to next wagon since details of this wagon are already available in active wagon master).
  7. If the wagon is not part of the active wagon master then application will allow them to enter wagon particulars which are as follows:
    - Owning Railway
    - Wagon Type
    - Wagon No.
    - Loaded/ Empty
    - Fit/Sick
  8. After entering the particulars App will facilitate the user for uploading the photograph of the wagons.
  9. The painter assisting the team should help in *painting the correct 11 digit wagon number, owning railway and wagon type*. If there is any confusion regarding the correct number, type or owning railway then OCC manned by FMM team will help them out.
  10. In case wagon number is not visible on the wagon, a temporary number shall be suggested by the App, which needs to be painted on the wagon. Further action in such case is to be taken as mentioned in the User Manual.
  11. On completion of the above steps, the user has to press submit button for moving to next entry of wagons.
  12. The team will enter the same details of the wagons which are not available in the wagon master in a physical Tally Sheet for each location and jointly sign for keeping the physical record. The format of the Sheet will be as follows:


**Tally Sheet for Recording Wagons not Available in Wagon Master**

Rly \_\_\_\_\_ Div. \_\_\_\_\_ Station \_\_\_\_\_ Date \_\_\_\_\_


SN.	Owning Railway	Wagon Type	Wagon No.	Fit/Sick (F/S)	Loaded/Empty (L/E)
1.					
2.					
3.					

13. The URL Address of the App and registration process is attached in Annexure-I
14. Consolidated action by FOIS user: On a daily basis the FOIS control of the division will arrange to correct the status/location for wagons which have undergone joint-census (whether existing or newly identified with photograph).
15. The above exercise will commence on 3<sup>rd</sup> August and should be completed by 10<sup>th</sup> Aug'22.
16. CRIS will organize a VC with the ZRs prior to this, for explaining them the procedure to be adopted.

DA: User Manual

  
(V.K. Agarwal)

**Exe. Director/ Mech. Engg(Freight)**  
**Railway Board.**

  
(Dr. Manoj Singh)

**Exe. Director/Traffic Transp(F)**  
**Railway Board.**

Copy to: 1. CMD/CRIS for information and necessary action please.  
2. CAO/FOIS for information and necessary action please.

## Wagon Census - 2022 User Manual

- How to access-

A separate module for wagon census is being designed which will be made part of 'irfmm' app available on **google play store** (<https://play.google.com/store/search?q=irfmm&c=apps>).

The same may also be accessed on browsers via the url '<https://roams.cris.org.in/irfmm>'.

- User Id creation -


To create a new user id or update the role of an existing user, use the url "<https://roams.cris.org.in/roamsapp>". Users of CMM/FMM having Admin role (referred as Admin users, list attached as Annexure-II

<https://docs.google.com/spreadsheets/d/1HArKBBsyBclTEOKryCBSLVbkTcQM7tj8l-5FGJrLRyc/edit?usp=sharing>) may create new users/transfer existing users.

1. Admin users to enter their credentials in the below login screen.



2. Select the option 'User Management'-



3. To create a new user, select the 'New User' option. To transfer/update role of an existing user, use 'Transfer user' as shown in the screenshot below.



- New user id creation: FMM users of **Zone, Division and Depot (FMM-Freight)** can be assigned this role of 'census'.

VENDOR

BPL - BHOPAL

- [New User](#) [Log In](#) [Help](#)

$$f_{\text{eff}} = \frac{1}{1 + \frac{1}{\alpha} \left( \frac{1}{\beta} + \frac{1}{\gamma} \right)}$$

Mediatrix

## Electrical

**Abstract**



Existing FMM/CMM admins need to create new users at Zonal/divisional/Depot level with the role '**Wagon census**' or must assign this role to existing users. The users with this role will be able to add a wagon using 'wagon census' option or view details of wagons already in master using 'view wagon' option.

- How to use/upload wagon details-



1. **Wagon already in master-** If a wagon is already in wagon master, users **need not capture** details of such wagons, an alert will be raised to users for such wagons.
2. User must key in his/her details for uploading wagon in master-
  - a. Team Leader Name,
  - b. Designation
  - c. Mobile no
  - d. 10 ( STN/YARD, BLOCK SECTION, WORKSHOP, SICKLINE/ROH)
  - e. Place of survey (stn code)
3. Wagon number, type, wagon status and image (at least 1) will be compulsory.
  - a. In case the wagon number is not visible/painted, the system will suggest a temporary number. The user needs to note down that number and get it painted on the wagon body. Now users may use this number to upload wagon details and images with the number painted on it. However, users are advised to make full efforts to trace wagon number on body and solebar (both sides of wagon).
  - b. Wagon owner, Manufacturer, manufacturing date and PRO particulars are not kept mandatory in order to capture all the

wagons where these details may be missing. However, all available data must be filled.

NO IMAGE AVAILABLE	NO IMAGE AVAILABLE	NO IMAGE AVAILABLE
<input type="text"/>	<input type="text"/>	<input type="text"/>
<input type="text"/>	<input type="text"/>	<input type="text"/>
<input type="text"/>	<input type="text"/>	<input type="text"/>

Screen as visible on desktop- for feeding in the details is as above.

←

Add Wagon For Census

DIVISION - DLI

Wagon Number

Wagon Number

Wagon Status

Wagon Status

Requester Details

Team Leader Name

Team Leader Name

Mobile No

Mobile No

Team Name

Team Name

Comment/Interact

Comment/Interact

Screen as visible on mobile.

## Annexure-II

## FMM Zonal Admins/who can create user ids

In case of any difficulty, kindly contact FMM OCC helpdesk number at 7827936501

S. No.	Zone	Name	Mobile Number
1	CR	P. Ramachandran	9969322535
2	CR	ansari ji hq	7400085636
3	CR	P. Ramachandran	8828110415
4	CR	A K PUNJABI SSE, DY CME (D) Office	9004410402
5	CR	DyCME/CR	8828110414
6	CR	SUSHIL KUMAR GAIKWAD	7400085641
7	CR	Ashok Eklare	7400085640
8	CR	M.D. RIZWAN	7400085637
9	CR	Ansari Md Arif	9869154937
10	CR	Kareem	7019458739
11	CR	RUSTAM SINGJ	7400085638
12	CR	A A DESHPANDE	7400085642
13	CR	Dutta SC	7400085631
14	CR	CRSE FREIGHT	8828110404
15	CR	SSE/HQ	9503012412
16	CR	PCSO CENTRAL RAILWAY	8828110730
17	CR	MR SAJIVAN	9004698497
18	DFCR	GGM/MECH/DFCCIL	9910487529
19	ECOR	Nirbhaya Kumar Nanda	8455885427
20	ECOR	Amit Sinha	8455885403
21	ECOR	Pravakar Sahoo	8455885445
22	ECR	Sanjay Sinha	9771425432
23	ECR	Binay Kujur	9771425405
24	ECR	Chandrashekhar Prasad	9771425415
25	ECR	Hajipur Control	9771425433
26	ER	Tanmoy Nag	9002020477
27	ER	Pritam Richard Ekka	9002020462
28	ER	Chinmoy Chatterjee	9002025475



29	KR	P N Presannakumar	9004477772
30	KR	SUDHINDRA RAO	9004479041
31	NCR	AVINASH ANAND	9794866489
32	NCR	H.K.Yogeshwar	9794866231
33	NCR	S.P. Shukla	9794866228
34	NCR	A K Shukla	9794835484
35	NER	Arun Kumar	9794846451
36	NER	Lav Singh	9625394464
37	NFR	C&W control MLG	9957550406
38	NFR	NAYAN MONI DEKA	9957550920
39	NFR	Diganta Sarma	9957550420
40	NFR	Ranjit Kumar	9957550410
41	NR	Durgesh	9717637322
42	NR	Raj Kumar	9717633466
43	NR	Ravi Kumar Bhimwal	9717633318
44	NWR	CRSE/Frt/NWR	9001195404
45	NWR	Manish Rajvanshi	9001195412
46	NWR	Abhishek	9212403626
47	NWR	Subrata Nath	9001195414
48	NWR	PCME/NWR	9001195400
49	SCR	SSE GENL	9701370429
50	SCR	SSE FREIGHT	9701370427
51	SCR	SSE PLG	7067035039
52	SCR	KARTHEEK GURAJADA	9703567145
53	SCR	V S RAO	9492079047
54	SCR	Ansari MHK SSE	9701370448
55	SCR	Dy. CME/SCR	9701370413
56	SCR	K.V.P.R Vithal	9701370425
57	SCR	DY ENHM	9701370408
58	SECR	SSE/F/SECR	9752475426
59	SECR	Y.K.DEWANGAN	9752475406

60	SECR	Rajesh Moundekar	9752475432
61	SECR	Neeraj Gupta	9752876435
62	SER	Amalendu Maiti	9002080468
63	SER	Pinaki Majumder	9046760515*
64	SR	J.K. Ramesh	9003160419
65	SR	P SRINIVAS CRSE FRT	9003160411
66	SR	Gopalakrishnan.S	9894225294
67	SR	Shanmugasundaram.A/SSE	9003160416
68	SR	Dy.CEE/GS/HQ	9003160310
69	SR	Test Yard Login	9495579633
70	SWR	hari sse contrl hqrs swr	9731665438
71	SWR	Bhandari SSE Hqrs PCME office	9731665431
72	SWR	Basavaraj Anteem SSE Hqrs	9731665432
73	SWR	GovindRaju SSE HRR	9535130058
74	SWR	Rajesh SSE/Hqrs	8660996035
75	SWR	UTTAM PRAKASH CME,Plg/HQrs/SWR	9731665415
76	SWR	Shyam Essar CLI	9731646577
77	SWR	PRAKASH CHAUDHARY	9731665425
78	SWR	Brij Mohan Dy.CME/C&W/ HQ	9731665414
79	SWR	Kiran S P	7760009825
80	SWR	R k Jaisal SSE	7902605486
81	WCR	Rajesh Kumar Kushwaha	9752498465
82	WCR	C&W Control WCR	9752498472
83	WCR	Anup Khare	9752498619
84	WCR	Lal Ji Singh Yadav	9752498463
85	WCR	Kanhaiya Lal	7581995655
86	WCR	Mani Bhushan Singh	9752415407
87	WCR	Ganesh Singh Yadav	9752498517
88	WCR	Arun Indoriya	9993811058
89	WCR	Ashish Jharia	9752415411
90	WR	CWE WR	9004490401

91	WR	Dy.CME/Wagon/WR	9004490409
92	WR	sudhir dhone	8830555907
93	WR	PCME WR	9004490400
94	WR	CRSE Coaching WR	9004490403
95	WR	Sudhir Mane/SSE/Wagon/WR	9004441352
96	WR	Dy CME Workshop WR	9004490411
97	WR	Tusar Pan/SSE/Wagon/WR	9004490427
98	WR	Anil Sangole	7045110544
99	WR	CME/IT/WR	9004490421
100	WR	Lekhraj Lodha/SSE/L-M/WR	9004490433